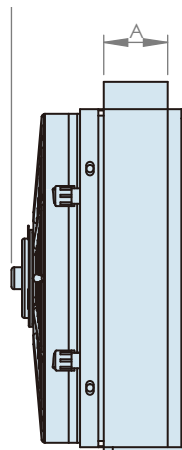
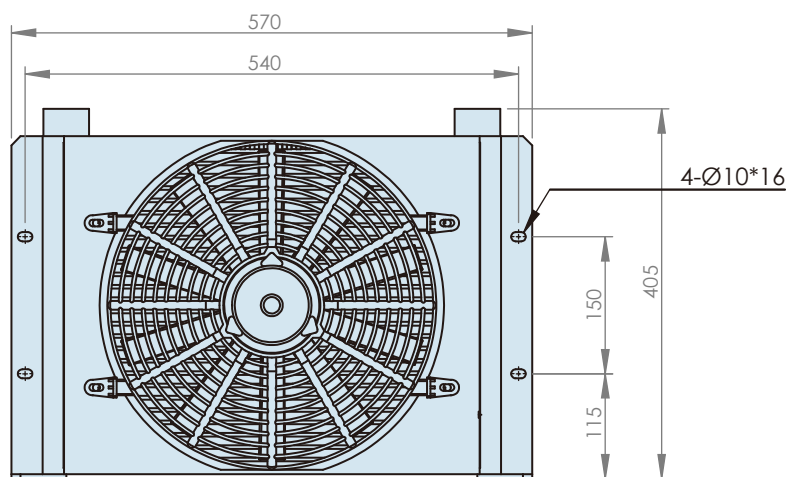
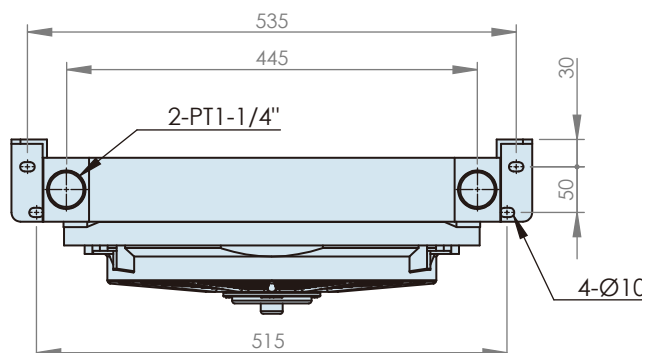




**REAL TERN**  
Industrial Co., Ltd

**CR540LC, CR540LD**



型號 MODEL	A	B	流量範圍 FLOW (l/min)	額定電壓 VOLTAGE (V)	額定電流 CURRENT (A)	輸入功率 INPUT (W)	額定轉速 SPEED (r/min)	風扇尺寸 FAN SIZE (Inch)	噪音 NOISE dB(A)	認證 CERTIFICATE
CR540LC-14D1	70	191	30~120	DC12V	7.5±0.5	100±10	2000	14"	64	CE,CCC
CR540LC-14D2	70	191	30~120	DC24V	3.8±0.5	100±10	2000	14"	64	CE,CCC
CR540LD-14D1	90	211	30~180	DC12V	7.5±0.5	100±10	2000	14"	64	CE,CCC
CR540LD-14D2	90	211	30~180	DC24V	3.8±0.5	100±10	2000	14"	64	CE,CCC

